




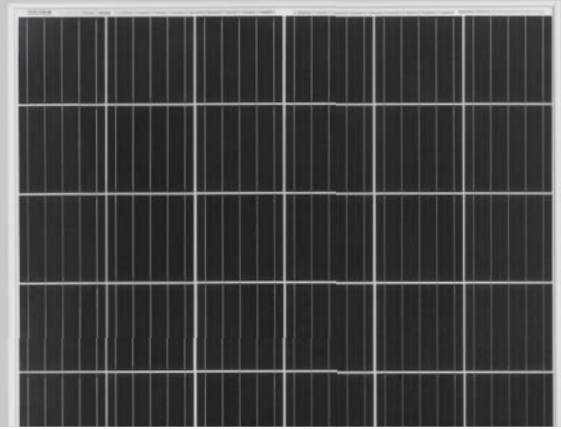
72M-V 370-390 Watt MONO PERC MODULE

Positive power tolerance of 0~+3%

ISO9001:2008, ISO14001:2004, OHSAS18001 certified factory

IEC61215, IEC61730, UL1703 certified product

PERC



KEY FEATURES



5 Busbar Solar Cell

5 busbar solar cell adopts new technology to improve the efficiency of modules, offers a better aesthetic appearance, making it perfect for rooftop installation.



High Voltage

UL and IEC 1500V certified; lowers BOS costs and yields better LCOE



High Efficiency

Higher module conversion efficiency (up to 19.67%) benefit from Passivated Emmitter Rear Contact (PERC) technology.



PID Resistance

Excellent Anti-PID performance guarantee limited power degradation for mass production.



Low-light Performance:

Advanced glass and surface texturing allow for excellent performance in low-light environment.



Severe Weather Resilience

Certified to withstand: wind load (2400 Pascal) and snow load (5400 Pascal).

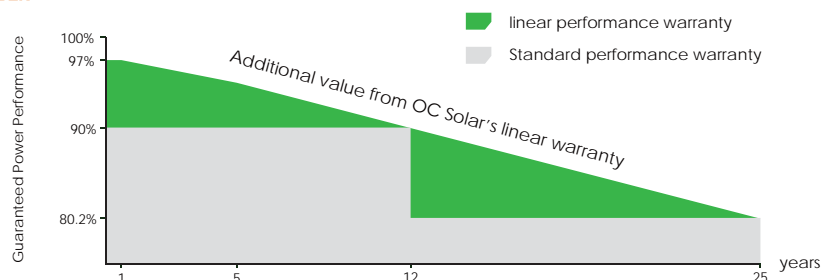


Durability Against Extreme Environmental Conditions

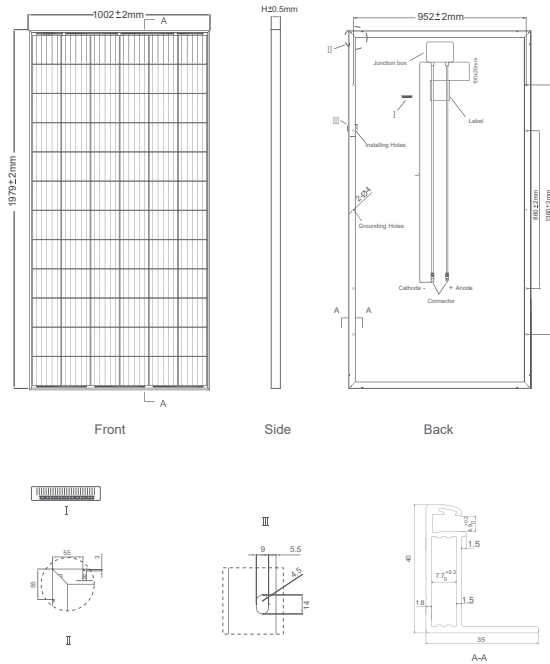
High salt mist and ammonia resistance certified by TUV NORD.

LINEAR PERFORMANCE WARRANTY

10 Year Product Warranty • 25 Year Linear Power Warranty



Engineering Drawings

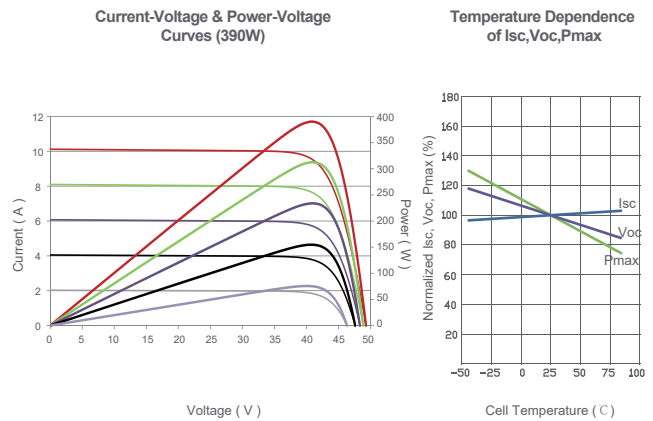


Packaging Configuration

(Two pallets=One stack)

26pcs/pallet, 52pcs/stack, 572pcs/40'HQ Container

Electrical Performance & Temperature Dependence



Mechanical Characteristics

| | | |
|---------------|---|-----------------|
| Cell Type | Mono PERC | 158.75×158.75mm |
| No. of cells | 72 (6×12) | |
| Dimensions | 1979×1002×40mm (77.91×39.45×1.57 inch) | |
| Weight | 22.5 kg (49.6 lbs) | |
| Front Glass | 3.2mm, Anti-Reflection Coating, High Transmission, Low Iron, Tempered Glass | |
| Frame | Anodized Aluminium Alloy | |
| Junction Box | IP67 Rated | |
| Output Cables | TÜV 1×4.0mm², Length 1200mm or Customized Length | |

SPECIFICATIONS

| Module Type | OCM370M-72-V | | OCM375M-72-V | | OCM380M-72-V | | OCM385M-72-V | | OCM390M-72-V | |
|---|---------------|-------|--------------|-------|--------------|-------|--------------|-------|--------------|-------|
| | STC | NOCT | STC | NOCT | STC | NOCT | STC | NOCT | STC | NOCT |
| Maximum Power (Pmax) | 370Wp | 278Wp | 375Wp | 282Wp | 380Wp | 286Wp | 385Wp | 290Wp | 390Wp | 294Wp |
| Maximum Power Voltage (Vmp) | 39.9V | 38.1V | 40.2V | 38.3V | 40.5V | 38.6V | 40.8V | 38.8V | 41.1V | 39.1V |
| Maximum Power Current (Imp) | 9.28A | 7.30A | 9.33A | 7.36A | 9.39A | 7.42A | 9.44A | 7.48A | 9.49A | 7.54A |
| Open-circuit Voltage (Voc) | 48.5V | 47.0V | 48.7V | 47.2V | 48.9V | 47.5V | 49.1V | 47.7V | 49.3V | 48.0V |
| Short-circuit Current (Isc) | 9.61A | 7.75A | 9.68A | 7.82A | 9.75A | 7.88A | 9.92A | 7.95A | 10.12A | 8.02A |
| Module Efficiency STC (%) | 18.66% | | 18.91% | | 19.16% | | 19.42% | | 19.67% | |
| Operating Temperature (°C) | -40°C~+85°C | | | | | | | | | |
| Maximum System Voltage | 1500VDC (IEC) | | | | | | | | | |
| Maximum Series Fuse Rating | 20A | | | | | | | | | |
| Power Tolerance | 0~+3% | | | | | | | | | |
| Temperature Coefficients of Pmax | -0.37%/°C | | | | | | | | | |
| Temperature Coefficients of Voc | -0.28%/°C | | | | | | | | | |
| Temperature Coefficients of Isc | 0.048%/°C | | | | | | | | | |
| Nominal Operating Cell Temperature (NOCT) | 45±2°C | | | | | | | | | |

STC: Irradiance 1000W/m² Cell Temperature 25°C AM=1.5

NOCT: Irradiance 800W/m² Ambient Temperature 20°C AM=1.5 Wind Speed 1m/s

* Power measurement tolerance: ± 3%